



ARCHITECTURAL
GRATES + DRAINS



100Custom-316-C

Linear Drain



316 stainless steel 100mm wide grate and custom channel depth.

Depth between 42mm and 100mm for a Recessed Channel.

Depth between 27mm and 100mm for a U shape Channel

Available with a 5mm wire x 5mm gap, 5mm wire x 5mm gap, 5mm wire x 5mm gap Grate Grip slip resistant dimple finish and 2mm wire x 2.5mm gap grates

Suits Load Class C

For site specific needs or unusual situations, choose from our Custom Fabrication range.

Stormtech can customise any drainage requirements to achieve maximum efficiency.

Code 100Custom-316-C

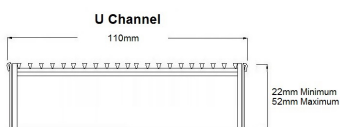
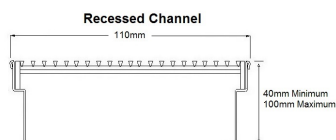
Range Custom Fabrication

Grate Style CR

Category Custom Made

Channel Material Stainless Steel

Steel Grade 316




Grates longer than 1500mm supplied in sections. Tile Inserts longer than 1200mm supplied in sections. Channels over 3000mm supplied in sections with joiner. +/-2mm tolerance on dimensions.

SPECIFICATIONS + DIMENSIONS

Channel Width	110mm
Channel Depth	27mm - 100mm
Length(s)	As Required
Outlet Size	DN40, DN50, DN65, DN80, DN100

STORMTECH COLOUR FINISHES



Electroplate finishes subject to natural variation with time and local environment. Factors such as pools/surf beaches may require electropolishing. Contact us for suitability.

PRODUCT APPLICATIONS

Bathroom Drainage
Aged / Health Care Drainage
Balcony Drainage
Commercial Drainage
Courtyard / Patio Drainage
Driveway Drainage

Pool and Spa Area Drainage
Hospitality Drainage
Paved Area Drainage
Shower Drainage
Multi-Residential Drainage
Special Needs Drainage



Copyright © Stormtech Pty Ltd. Patent 733361. Drawings not to scale, please use dimensions shown.
Downloaded 20/05/2024 (please check for updates)

Visit **stormtech.com.au**
for tools + inspiration.

Phone **1300 653 403**

Email **info@stormtech.com.au**