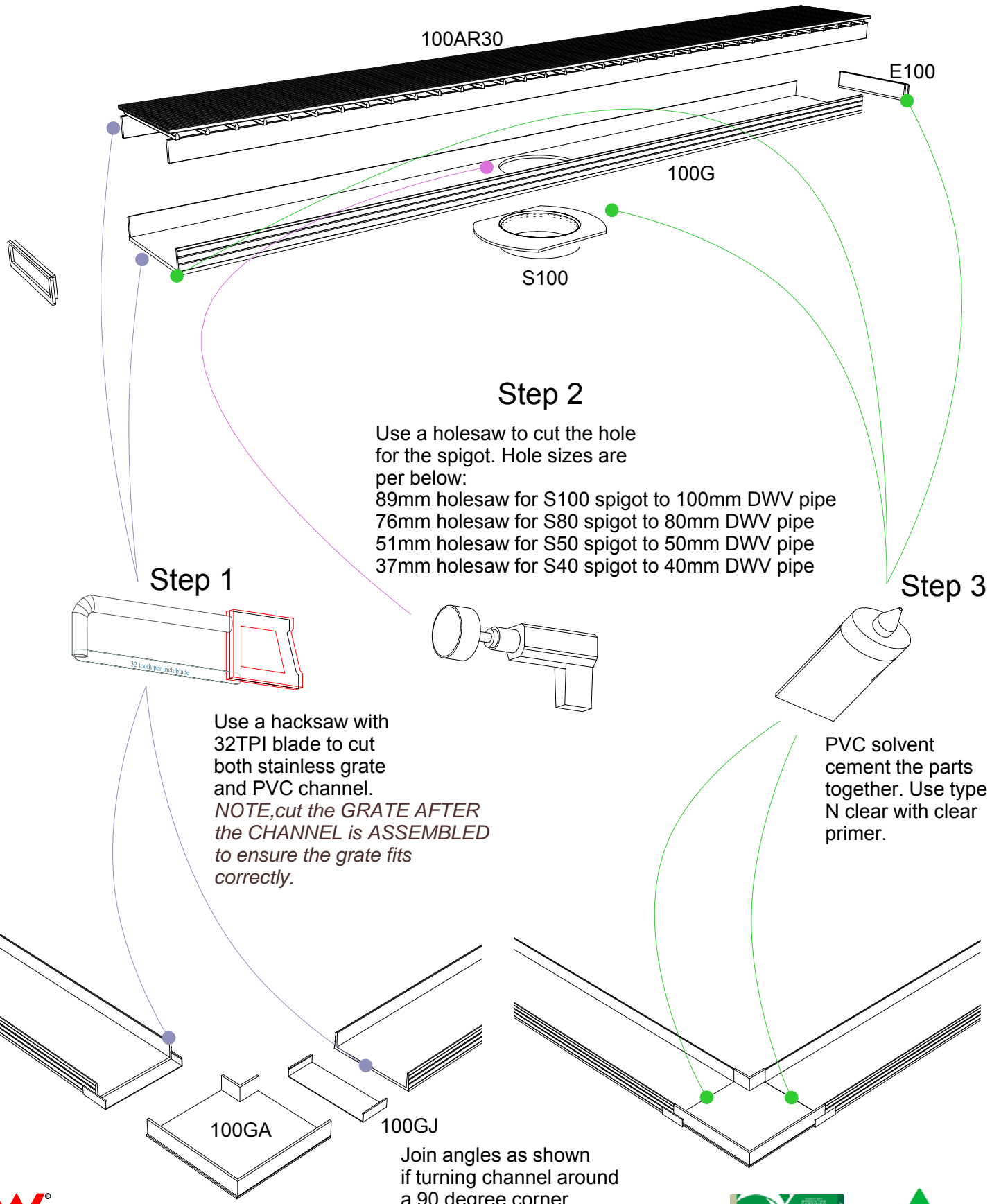


100ARG30 Assembly

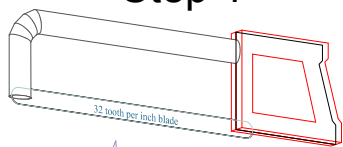


Step 2

Use a holesaw to cut the hole for the spigot. Hole sizes are per below:

- 89mm holesaw for S100 spigot to 100mm DWV pipe
- 76mm holesaw for S80 spigot to 80mm DWV pipe
- 51mm holesaw for S50 spigot to 50mm DWV pipe
- 37mm holesaw for S40 spigot to 40mm DWV pipe

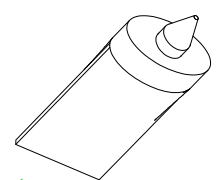
Step 1



Use a hacksaw with 32TPI blade to cut both stainless grate and PVC channel.

NOTE, cut the GRATE AFTER the CHANNEL is ASSEMBLED to ensure the grate fits correctly.

Step 3



PVC solvent cement the parts together. Use type N clear with clear primer.

Join angles as shown if turning channel around a 90 degree corner.

